

Simone Arcagni

<http://simonearcagni.nova100.ilsole24ore.com/>



POSTMEDIA



Città e macro-medium



locative




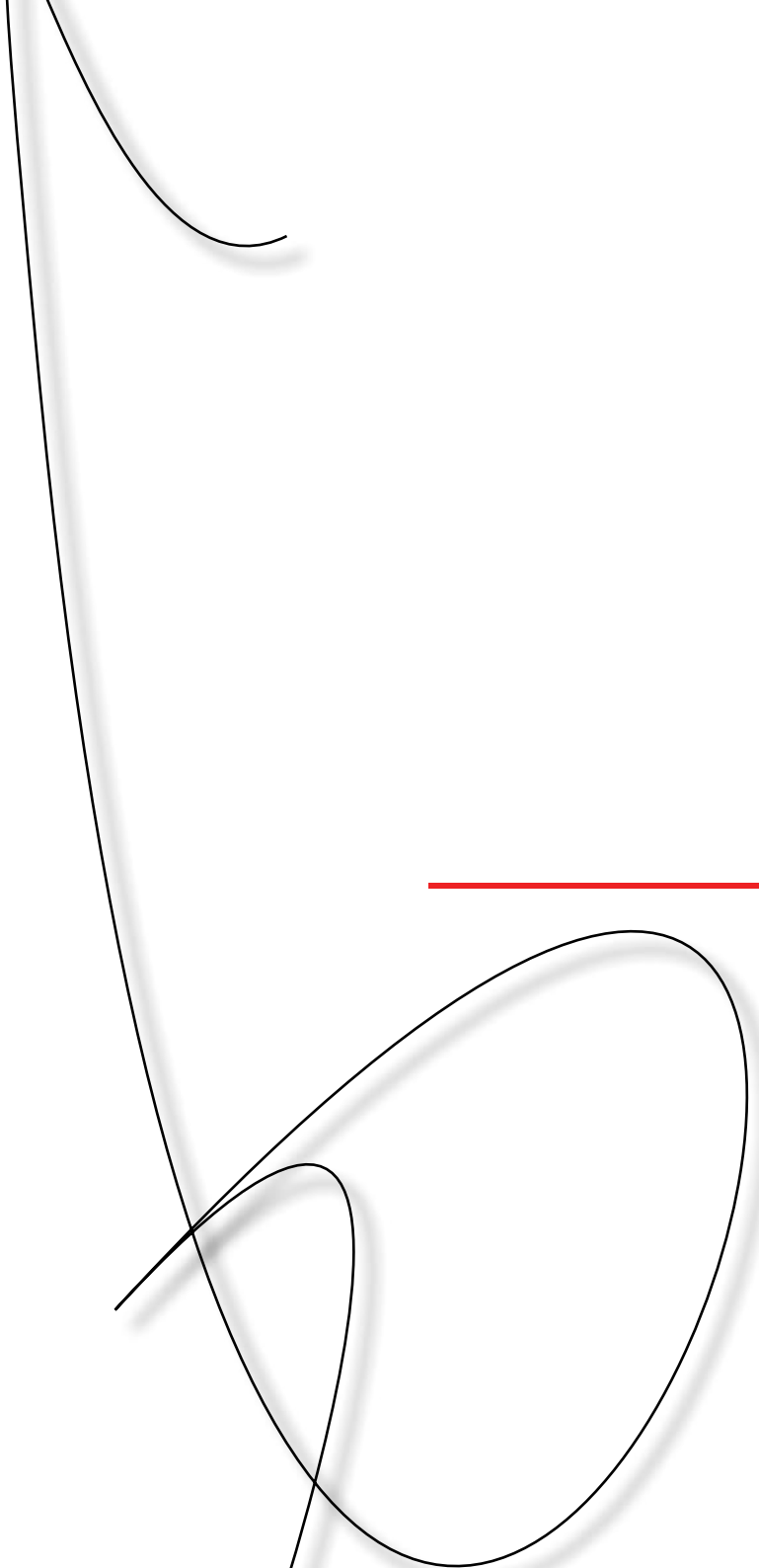

DESIGN





Partecipazione


alcune linee teoriche












città come interfaccia



[Empty grey bar]

Schermi urbani

Olografico

Mediarchitecture

Schermi portatili

Screenology
(finestra, camera, obiettivo, specchio... ibrido)

schermi come interfacce

citynet e citizer



il calcio ... per esempio

A yellow wavy line graphic that starts at the top left, curves down and right, then loops back up and right, ending near the top right. It has a soft shadow effect.

città e storytelling

Privacy

Copyright e copyleft

Surveillance e sousveillance (Aarhus) (L.A.)

Colonizzazione e appropriazione

D
A
T
A

CITYNET & CITIZER

Tecnologia facile e invasiva

Internet delle cose

Realtà aumentata e infografiche

Sensori

Tecnologia touch

Accessibilità (Bluetooth, wi fi)

Solpix

Server e energia elettrica

Colonizzazione e appropriazione

sostenibilità


citizer

Cittadino

Accesso alle tecnologie

Accesso ai data (Open Data Piemonte)

Emozioni, sensazioni, opinioni



citizer

VersuS

Nuclear Anxiety

A thin, pink, hand-drawn style line starts from the left edge of the slide, curves upwards and to the right, then loops back down and to the left, ending near the top-left corner of the black box.

Italia?

A solid black horizontal bar spans the width of the slide, positioned between the top text and the bottom text.

Videofonini e smartphone

A thin, pink, hand-drawn style line starts from the left edge of the slide, curves downwards and to the right, then loops back up and to the left, ending near the bottom-right corner of the slide.